U.S. PRESIDENTS ASTROLOGY DATASET

ZodiacEchoes Original Analysis | 45 individuals | Research release, 26 November 2026

Scope and methodology

All 45 unique presidents from Washington to Trump and Biden; Cleveland and Trump counted once. Tropical geocentric positions at 12:00 UTC, Swiss Ephemeris Moshier, Gregorian calendar. Six bodies; five aspects (0, 60, 90, 120, 180 degrees), each with an 8-degree tolerance. Hourly sensitivity samples span 04:00 UTC through 11:00 UTC the next day; these are sampled bounds, not certified continuous extrema.

Two Monte Carlo models (30,000 draws): uniform calendar days within each birth year, and days within that year matching the reference Sun sign. Upper-tail empirical probabilities with add-one correction; Holm correction across 147 rows within each model. The 12 conditioned Sun rows are fixed by construction; 147-row correction is conservative. The models are not matched population controls.

Key findings

Mercury in Scorpio: 10 reference cases (7–10 sampled sensitivity), conditioned expectation 5.748, raw p=0.00220, global adjusted p=0.32339. Mars in Leo: 11 cases; conditioned expectation 10.40. No result survives correction. No causal or predictive conclusion follows.

Source and audit limitations

Birth dates: https://www.presidentsusa.net/birth.html. Reported times and places: https://astrolibrary.org/birth-times-us-presidents/. Secondary rating comparison: https://thehumandesignsystem.com/presidents. Rating definitions: https://www.astro.com/astro-databank/Help:RR. Individual primary time records remain unaudited; none of the reported times enters the calculations. Wilson uses 28 December 1856; Arthur uses 5 October 1829.

Birth data and time-source audit

President	Analysis date	Reported time	Reported birthplace	Time audit
George Washington	1732-02-22	10:00	Pope's Creek, Virginia	Reported; rating not individually checked
John Adams	1735-10-30	02:57	Braintree, Massachusetts	Reported; rating not individually checked
Thomas Jefferson	1743-04-13		Goochland County, Virginia	No reported time
James Madison	1751-03-16	23:59	Port Conway, Virginia	Reported; rating not individually checked
James Monroe	1758-04-28	01:52	Monroe Hall, Virginia	Reported; rating not individually checked
John Quincy Adams	1767-07-11	11:37	Braintree, Massachusetts	Reported; rating not individually checked
Andrew Jackson	1767-03-15	07:35	Waxhaws region, North/South Carolina	DD (secondary source)
Martin Van Buren	1782-12-05		Kinderhook, New York	No reported time
William Henry Harrison	1773-02-09	10:38	Charles City County, Virginia	DD (secondary source)
John Tyler	1790-03-29	05:47	Charles City County, Virginia	DD (secondary source)
James K. Polk	1795-11-02	12:00	Pineville, North Carolina	Reported; rating not individually checked
Zachary Taylor	1784-11-24	10:56	Barboursville, Virginia	Reported; rating not individually checked
Millard Fillmore	1800-01-07	05:50	Moravia, New York	Reported; rating not individually checked
Franklin Pierce	1804-11-23		Hillsborough, New Hampshire	No reported time
James Buchanan	1791-04-23		Cove Gap, Pennsylvania	No reported time
Abraham Lincoln	1809-02-12	06:54	Hardin County, Kentucky	Reported; rating not individually checked
Andrew Johnson	1808-12-29	00:34	Raleigh, North Carolina	C (secondary source)
Ulysses S. Grant	1822-04-27	05:47	Point Pleasant, Ohio	Reported; rating not individually checked
Rutherford B. Hayes	1822-10-04	21:30	Delaware, Ohio	Reported; rating not individually checked
James A. Garfield	1831-11-19	02:00	Moreland Hills, Ohio	Reported; rating not individually checked
Chester A. Arthur	1829-10-05	06:08	Fairfield, Vermont	Reported; rating not individually checked
Grover Cleveland	1837-03-18	11:32	Caldwell, New Jersey	Conflicting sources: X / 11:32

President	Analysis date	Reported time	Reported birthplace	Time audit
Benjamin Harrison	1833-08-20	03:17	North Bend, Ohio	DD (secondary source)
William McKinley	1843-01-29	23:43	Niles, Ohio	Reported; rating not individually checked
Theodore Roosevelt	1858-10-27	19:45	New York City, New York	Reported; rating not individually checked
William Howard Taft	1857-09-15	20:00	Cincinnati, Ohio	Reported; rating not individually checked
Woodrow Wilson	1856-12-28	00:45	Staunton, Virginia	Reported; rating not individually checked
Warren G. Harding	1865-11-02	14:30	Blooming Grove, Ohio	Reported; rating not individually checked
Calvin Coolidge	1872-07-04	09:00	Plymouth, Vermont	C (secondary source)
Herbert Hoover	1874-08-10	23:15	West Branch, Iowa	C (secondary source)
Franklin D. Roosevelt	1882-01-30	20:45	Hyde Park, New York	Reported; rating not individually checked
Harry S. Truman	1884-05-08	16:00	Lamar, Missouri	Reported; rating not individually checked
Dwight D. Eisenhower	1890-10-14	03:00	Denison, Texas	DD (secondary source)
John F. Kennedy	1917-05-29	15:00	Brookline, Massachusetts	Reported; rating not individually checked
Lyndon B. Johnson	1908-08-27	05:40	Stonewall, Texas	C (secondary source)
Richard Nixon	1913-01-09	21:35	Yorba Linda, California	Reported; rating not individually checked
Gerald Ford	1913-07-14	00:43	Omaha, Nebraska	Reported; rating not individually checked
Jimmy Carter	1924-10-01	07:00	Plains, Georgia	Reported; rating not individually checked
Ronald Reagan	1911-02-06	04:16	Tampico, Illinois	DD (secondary source)
George H. W. Bush	1924-06-12	10:30	Milton, Massachusetts	Reported; rating not individually checked
Bill Clinton	1946-08-19	08:51	Hope, Arkansas	Reported; rating not individually checked
George W. Bush	1946-07-06	07:26	New Haven, Connecticut	Reported; rating not individually checked
Barack Obama	1961-08-04	19:24	Honolulu, Hawaii	Reported; rating not individually checked
Donald Trump	1946-06-14	10:54	Jamaica, New York	Reported; rating not individually checked
Joe Biden	1942-11-20	08:30	Scranton, Pennsylvania	Reported; rating not individually checked

Reference planetary longitudes (degrees)

President	Date	Sun	Mercury	Venus	Mars	Jupiter	Saturn
George Washington	1732-02-22	333.191	306.458	359.255	233.178	188.628	2.680
John Adams	1735-10-30	216.617	237.946	226.771	195.786	278.585	55.554
Thomas Jefferson	1743-04-13	23.099	356.872	44.061	138.742	154.732	149.066
James Madison	1751-03-16	355.571	328.691	10.202	281.339	36.035	253.503
James Monroe	1758-04-28	38.067	52.289	1.238	134.042	258.893	332.319
John Quincy Adams	1767-07-11	108.813	129.493	151.232	127.672	168.217	86.815
Andrew Jackson	1767-03-15	354.699	3.438	10.299	52.357	167.131	73.760
Martin Van Buren	1782-12-05	253.572	234.171	246.302	217.872	274.463	271.297
William Henry Harrison	1773-02-09	321.144	298.241	292.155	114.246	339.675	161.159
John Tyler	1790-03-29	8.985	343.494	352.261	132.684	141.789	357.604
James K. Polk	1795-11-02	220.068	241.278	224.530	178.595	300.033	72.484
Zachary Taylor	1784-11-24	242.933	238.813	270.406	224.224	329.695	290.524
Millard Fillmore	1800-01-07	287.055	266.326	240.533	248.859	83.744	128.344
Franklin Pierce	1804-11-23	241.061	239.001	198.434	134.996	229.531	192.902
James Buchanan	1791-04-23	33.227	43.921	60.125	23.285	172.516	11.856
Abraham Lincoln	1809-02-12	323.432	340.267	7.432	205.492	352.080	243.142
Andrew Johnson	1808-12-29	277.694	265.531	314.071	190.052	343.073	239.639
Ulysses S. Grant	1822-04-27	36.631	18.536	352.836	143.941	41.565	30.680
Rutherford B. Hayes	1822-10-04	190.689	214.126	170.803	231.974	66.454	38.660
James A. Garfield	1831-11-19	236.451	239.922	194.007	217.812	315.186	163.864
Chester A. Arthur	1829-10-05	191.969	217.258	227.707	176.040	251.133	135.532
Grover Cleveland	1837-03-18	357.710	334.914	341.918	127.491	128.512	226.747

President	Date	Sun	Mercury	Venus	Mars	Jupiter	Saturn
Benjamin Harrison	1833-08-20	147.162	151.647	103.165	170.604	35.575	177.008
William McKinley	1843-01-29	309.001	327.303	266.846	228.011	305.743	289.331
Theodore Roosevelt	1858-10-27	213.797	212.088	257.876	287.681	81.109	131.644
William Howard Taft	1857-09-15	172.559	196.477	133.933	142.068	45.796	115.702
Woodrow Wilson	1856-12-28	277.024	287.563	316.195	316.490	1.226	101.063
Warren G. Harding	1865-11-02	220.108	227.420	192.537	222.840	267.524	213.994
Calvin Coolidge	1872-07-04	102.731	113.778	99.483	90.105	124.596	288.361
Herbert Hoover	1874-08-10	137.626	119.577	178.607	126.615	180.627	310.456
Franklin D. Roosevelt	1882-01-30	310.558	326.300	305.342	87.027	46.898	36.065
Harry S. Truman	1884-05-08	48.255	61.341	93.586	137.029	118.026	70.230
Dwight D. Eisenhower	1890-10-14	201.094	183.047	245.727	283.748	302.747	162.676
John F. Kennedy	1917-05-29	67.524	50.590	76.336	48.188	52.970	117.128
Lyndon B. Johnson	1908-08-27	153.784	160.405	109.361	152.049	146.576	9.128
Richard Nixon	1913-01-09	288.655	268.995	332.638	269.205	271.506	57.510
Gerald Ford	1913-07-14	111.411	136.261	66.103	49.727	281.815	73.222
Jimmy Carter	1924-10-01	188.021	171.131	143.286	325.880	254.425	211.910
Ronald Reagan	1911-02-06	316.598	291.617	333.746	274.041	223.743	30.826
George H. W. Bush	1924-06-12	81.213	59.187	107.463	325.402	254.211	205.840
Bill Clinton	1946-08-19	145.888	127.512	190.992	186.278	203.202	122.121
George W. Bush	1946-07-06	103.801	129.848	141.522	159.321	198.145	116.508
Barack Obama	1961-08-04	131.854	120.885	90.968	172.125	300.949	295.381
Donald Trump	1946-06-14	82.813	98.633	115.594	146.709	197.452	113.801
Joe Biden	1942-11-20	237.538	231.503	238.528	222.576	115.134	69.954

Model A: sign frequencies

planet	sign	Observed	Expected	Raw p	Holm global	Sample min	Sample max
Sun	Aries	2	3.766	0.90007	1.00000	2	2
Sun	Taurus	4	3.821	0.53825	1.00000	4	4
Sun	Gemini	3	3.889	0.76091	1.00000	3	3
Sun	Cancer	4	3.858	0.54492	1.00000	4	4
Sun	Leo	4	3.852	0.54525	1.00000	4	4
Sun	Virgo	2	3.798	0.90474	1.00000	2	2
Sun	Libra	4	3.745	0.52182	1.00000	4	4
Sun	Scorpio	6	3.650	0.15529	1.00000	6	6
Sun	Sagittarius	3	3.622	0.71141	1.00000	3	3
Sun	Capricorn	4	3.656	0.50208	1.00000	4	4
Sun	Aquarius	5	3.655	0.30476	1.00000	5	5
Sun	Pisces	4	3.691	0.51128	1.00000	4	4
Mercury	Aries	2	3.301	0.85514	1.00000	2	2
Mercury	Taurus	4	3.300	0.42225	1.00000	3	4
Mercury	Gemini	1	3.730	0.98200	1.00000	1	2
Mercury	Cancer	3	3.478	0.69164	1.00000	2	3
Mercury	Leo	5	3.450	0.25956	1.00000	5	6
Mercury	Virgo	3	3.675	0.72908	1.00000	3	3
Mercury	Libra	2	4.289	0.93884	1.00000	2	2
Mercury	Scorpio	10	4.113	0.00560	0.82317	7	10
Mercury	Sagittarius	4	3.791	0.53562	1.00000	3	7
Mercury	Capricorn	3	3.953	0.77231	1.00000	3	4

planet	sign	Observed	Expected	Raw p	Holm global	Sample min	Sample max
Mercury	Aquarius	4	4.171	0.61465	1.00000	4	4
Mercury	Pisces	4	3.747	0.52232	1.00000	4	4
Venus	Aries	4	4.106	0.60018	1.00000	4	5
Venus	Taurus	1	4.346	0.99057	1.00000	1	2
Venus	Gemini	3	3.520	0.69474	1.00000	2	3
Venus	Cancer	7	4.230	0.11606	1.00000	7	7
Venus	Leo	3	3.576	0.70664	1.00000	3	3
Venus	Virgo	3	3.558	0.70531	1.00000	3	3
Venus	Libra	4	3.806	0.53752	1.00000	4	4
Venus	Scorpio	4	4.821	0.73318	1.00000	4	4
Venus	Sagittarius	5	3.481	0.26336	1.00000	5	6
Venus	Capricorn	2	2.610	0.75381	1.00000	1	2
Venus	Aquarius	3	3.029	0.59641	1.00000	3	3
Venus	Pisces	6	3.916	0.19073	1.00000	5	6
Mars	Aries	1	2.327	0.91500	1.00000	1	1
Mars	Taurus	3	3.063	0.61178	1.00000	3	3
Mars	Gemini	1	3.179	0.97043	1.00000	1	2
Mars	Cancer	2	4.778	0.96650	1.00000	1	2
Mars	Leo	11	5.935	0.02060	1.00000	11	11
Mars	Virgo	6	4.771	0.33816	1.00000	6	6
Mars	Libra	4	4.765	0.73454	1.00000	4	4
Mars	Scorpio	8	4.525	0.06686	1.00000	8	8
Mars	Sagittarius	2	4.175	0.94550	1.00000	2	2
Mars	Capricorn	4	2.493	0.23739	1.00000	4	4

planet	sign	Observed	Expected	Raw p	Holm global	Sample min	Sample max
Mars	Aquarius	3	2.300	0.40929	1.00000	3	3
Mars	Pisces	0	2.690	1.00000	1.00000	0	0
Jupiter	Aries	1	3.372	0.99400	1.00000	1	1
Jupiter	Taurus	6	3.331	0.05753	1.00000	6	6
Jupiter	Gemini	3	3.663	0.79884	1.00000	3	3
Jupiter	Cancer	2	1.916	0.64385	1.00000	2	2
Jupiter	Leo	4	2.981	0.32816	1.00000	4	4
Jupiter	Virgo	4	4.596	0.77461	1.00000	4	4
Jupiter	Libra	5	5.310	0.71378	1.00000	5	5
Jupiter	Scorpio	2	2.531	0.86914	1.00000	2	2
Jupiter	Sagittarius	5	5.749	0.96110	1.00000	5	5
Jupiter	Capricorn	4	4.373	0.80174	1.00000	4	5
Jupiter	Aquarius	6	4.596	0.18693	1.00000	5	6
Jupiter	Pisces	3	2.582	0.52718	1.00000	3	3
Saturn	Aries	3	3.889	0.93154	1.00000	3	3
Saturn	Taurus	6	5.483	0.48622	1.00000	6	6
Saturn	Gemini	6	5.483	0.50888	1.00000	6	6
Saturn	Cancer	5	5.460	0.73974	1.00000	5	5
Saturn	Leo	5	4.934	0.61235	1.00000	5	5
Saturn	Virgo	4	4.048	0.70854	1.00000	4	4
Saturn	Libra	2	2.449	0.81257	1.00000	2	2
Saturn	Scorpio	4	3.831	0.62565	1.00000	4	4
Saturn	Sagittarius	2	2.333	0.88807	1.00000	2	2
Saturn	Capricorn	5	4.324	0.32382	1.00000	5	5

planet	sign	Observed	Expected	Raw p	Holm global	Sample min	Sample max
Saturn	Aquarius	1	1.564	1.00000	1.00000	1	1
Saturn	Pisces	2	1.203	0.34876	1.00000	2	2

Model A: aspects

pair	aspect	Observed	Expected	Raw p	Holm global	Sample min	Sample max
Sun-Mercury	conjunction	8	10.602	0.86650	1.00000	8	8
Sun-Mercury	sextile	0	0.000	1.00000	1.00000	0	0
Sun-Mercury	square	0	0.000	1.00000	1.00000	0	0
Sun-Mercury	trine	0	0.000	1.00000	1.00000	0	0
Sun-Mercury	opposition	0	0.000	1.00000	1.00000	0	0
Sun-Venus	conjunction	5	5.435	0.65298	1.00000	5	5
Sun-Venus	sextile	0	0.000	1.00000	1.00000	0	0
Sun-Venus	square	0	0.000	1.00000	1.00000	0	0
Sun-Venus	trine	0	0.000	1.00000	1.00000	0	0
Sun-Venus	opposition	0	0.000	1.00000	1.00000	0	0
Sun-Mars	conjunction	2	3.228	0.85447	1.00000	2	2
Sun-Mars	sextile	4	5.479	0.81677	1.00000	4	4
Sun-Mars	square	4	3.798	0.53638	1.00000	4	4
Sun-Mars	trine	4	2.221	0.17699	1.00000	4	4
Sun-Mars	opposition	0	0.737	1.00000	1.00000	0	0
Sun-Jupiter	conjunction	3	2.319	0.41309	1.00000	3	3
Sun-Jupiter	sextile	6	4.365	0.26572	1.00000	6	6
Sun-Jupiter	square	5	3.983	0.36985	1.00000	5	5
Sun-Jupiter	trine	4	3.574	0.48338	1.00000	4	5
Sun-Jupiter	opposition	2	1.687	0.50932	1.00000	0	2
Sun-Saturn	conjunction	2	2.283	0.67658	1.00000	2	2
Sun-Saturn	sextile	3	4.289	0.81604	1.00000	3	3

pair	aspect	Observed	Expected	Raw p	Holm global	Sample min	Sample max
Sun-Saturn	square	2	4.021	0.92194	1.00000	1	2
Sun-Saturn	trine	2	3.702	0.89370	1.00000	2	3
Sun-Saturn	opposition	3	1.823	0.27429	1.00000	2	3
Mercury-Venus	conjunction	4	6.114	0.87990	1.00000	4	5
Mercury-Venus	sextile	7	6.986	0.56595	1.00000	7	9
Mercury-Venus	square	0	0.000	1.00000	1.00000	0	0
Mercury-Venus	trine	0	0.000	1.00000	1.00000	0	0
Mercury-Venus	opposition	0	0.000	1.00000	1.00000	0	0
Mercury-Mars	conjunction	5	3.582	0.28439	1.00000	5	6
Mercury-Mars	sextile	3	4.879	0.88294	1.00000	3	3
Mercury-Mars	square	2	3.894	0.91484	1.00000	2	3
Mercury-Mars	trine	2	2.113	0.63645	1.00000	2	2
Mercury-Mars	opposition	1	0.974	0.63881	1.00000	1	1
Mercury-Jupiter	conjunction	2	2.324	0.68834	1.00000	2	2
Mercury-Jupiter	sextile	5	4.579	0.49075	1.00000	4	6
Mercury-Jupiter	square	2	3.961	0.91984	1.00000	2	3
Mercury-Jupiter	trine	4	3.452	0.45912	1.00000	4	5
Mercury-Jupiter	opposition	2	1.948	0.58925	1.00000	2	2
Mercury-Saturn	conjunction	1	1.999	0.87707	1.00000	1	1
Mercury-Saturn	sextile	3	4.716	0.87237	1.00000	3	4
Mercury-Saturn	square	1	4.042	0.98660	1.00000	0	2
Mercury-Saturn	trine	0	3.339	1.00000	1.00000	0	0
Mercury-Saturn	opposition	5	1.780	0.02793	1.00000	4	5
Venus-Mars	conjunction	2	2.921	0.80807	1.00000	2	4

pair	aspect	Observed	Expected	Raw p	Holm global	Sample min	Sample max
Venus-Mars	sextile	5	4.694	0.51245	1.00000	5	7
Venus-Mars	square	2	3.579	0.88777	1.00000	2	2
Venus-Mars	trine	2	3.046	0.83291	1.00000	2	2
Venus-Mars	opposition	2	0.748	0.16849	1.00000	2	2
Venus-Jupiter	conjunction	1	2.254	0.90394	1.00000	1	1
Venus-Jupiter	sextile	5	4.024	0.37505	1.00000	4	6
Venus-Jupiter	square	1	3.565	0.97813	1.00000	1	2
Venus-Jupiter	trine	3	3.827	0.75387	1.00000	2	3
Venus-Jupiter	opposition	1	1.547	0.79684	1.00000	1	1
Venus-Saturn	conjunction	5	2.013	0.04727	1.00000	5	5
Venus-Saturn	sextile	3	3.778	0.74564	1.00000	3	4
Venus-Saturn	square	4	3.839	0.54535	1.00000	4	4
Venus-Saturn	trine	5	4.204	0.41072	1.00000	4	5
Venus-Saturn	opposition	0	1.905	1.00000	1.00000	0	1
Mars-Jupiter	conjunction	4	2.483	0.22773	1.00000	4	4
Mars-Jupiter	sextile	2	4.250	0.94324	1.00000	2	2
Mars-Jupiter	square	4	4.158	0.61161	1.00000	4	4
Mars-Jupiter	trine	5	3.413	0.25076	1.00000	4	5
Mars-Jupiter	opposition	0	2.487	1.00000	1.00000	0	0
Mars-Saturn	conjunction	1	2.764	0.95277	1.00000	1	1
Mars-Saturn	sextile	7	3.902	0.08736	1.00000	7	7
Mars-Saturn	square	0	3.952	1.00000	1.00000	0	0
Mars-Saturn	trine	7	5.143	0.24033	1.00000	7	7
Mars-Saturn	opposition	1	1.315	0.74441	1.00000	1	1

pair	aspect	Observed	Expected	Raw p	Holm global	Sample min	Sample max
Jupiter-Saturn	conjunction	3	2.765	0.60228	1.00000	3	3
Jupiter-Saturn	sextile	2	2.942	0.90304	1.00000	2	2
Jupiter-Saturn	square	2	4.812	0.99027	1.00000	2	2
Jupiter-Saturn	trine	1	3.065	0.98587	1.00000	1	1
Jupiter-Saturn	opposition	2	2.697	0.80727	1.00000	2	2

Model B: sign frequencies

planet	sign	Observed	Expected	Raw p	Holm global	Sample min	Sample max
Sun	Aries	2	2.000	1.00000	1.00000	2	2
Sun	Taurus	4	4.000	1.00000	1.00000	4	4
Sun	Gemini	3	3.000	1.00000	1.00000	3	3
Sun	Cancer	4	4.000	1.00000	1.00000	4	4
Sun	Leo	4	4.000	1.00000	1.00000	4	4
Sun	Virgo	2	2.000	1.00000	1.00000	2	2
Sun	Libra	4	4.000	1.00000	1.00000	4	4
Sun	Scorpio	6	6.000	1.00000	1.00000	6	6
Sun	Sagittarius	3	3.000	1.00000	1.00000	3	3
Sun	Capricorn	4	4.000	1.00000	1.00000	4	4
Sun	Aquarius	5	5.000	1.00000	1.00000	5	5
Sun	Pisces	4	4.000	1.00000	1.00000	4	4
Mercury	Aries	2	1.166	0.33146	1.00000	2	2
Mercury	Taurus	4	3.529	0.51048	1.00000	3	4
Mercury	Gemini	1	2.727	0.97473	1.00000	1	2
Mercury	Cancer	3	2.474	0.48028	1.00000	2	3
Mercury	Leo	5	4.854	0.62191	1.00000	5	6
Mercury	Virgo	3	2.118	0.33239	1.00000	3	3
Mercury	Libra	2	4.109	0.99053	1.00000	2	2
Mercury	Scorpio	10	5.748	0.00220	0.32339	7	10
Mercury	Sagittarius	4	5.508	0.91207	1.00000	3	7
Mercury	Capricorn	3	3.773	0.84944	1.00000	3	4

planet	sign	Observed	Expected	Raw p	Holm global	Sample min	Sample max
Mercury	Aquarius	4	5.134	0.88820	1.00000	4	4
Mercury	Pisces	4	3.860	0.60688	1.00000	4	4
Venus	Aries	4	3.935	0.63795	1.00000	4	5
Venus	Taurus	1	1.246	0.83077	1.00000	1	2
Venus	Gemini	3	3.565	0.79974	1.00000	2	3
Venus	Cancer	7	5.537	0.24129	1.00000	7	7
Venus	Leo	3	3.082	0.69511	1.00000	3	3
Venus	Virgo	3	3.000	0.66188	1.00000	3	3
Venus	Libra	4	3.583	0.51708	1.00000	4	4
Venus	Scorpio	4	5.487	0.93390	1.00000	4	4
Venus	Sagittarius	5	5.093	0.64918	1.00000	5	6
Venus	Capricorn	2	2.404	0.87017	1.00000	1	2
Venus	Aquarius	3	3.254	0.71711	1.00000	3	3
Venus	Pisces	6	4.816	0.31106	1.00000	5	6
Mars	Aries	1	0.388	0.38782	1.00000	1	1
Mars	Taurus	3	3.738	0.94454	1.00000	3	3
Mars	Gemini	1	1.622	1.00000	1.00000	1	2
Mars	Cancer	2	2.276	0.78971	1.00000	1	2
Mars	Leo	11	10.401	0.49525	1.00000	11	11
Mars	Virgo	6	5.681	0.57035	1.00000	6	6
Mars	Libra	4	5.362	0.91484	1.00000	4	4
Mars	Scorpio	8	6.536	0.18106	1.00000	8	8
Mars	Sagittarius	2	2.317	0.74398	1.00000	2	2
Mars	Capricorn	4	3.338	0.44782	1.00000	4	4

planet	sign	Observed	Expected	Raw p	Holm global	Sample min	Sample max
Mars	Aquarius	3	3.211	0.79634	1.00000	3	3
Mars	Pisces	0	0.129	1.00000	1.00000	0	0
Jupiter	Aries	1	0.339	0.33859	1.00000	1	1
Jupiter	Taurus	6	6.000	1.00000	1.00000	6	6
Jupiter	Gemini	3	2.655	0.65484	1.00000	3	3
Jupiter	Cancer	2	2.000	1.00000	1.00000	2	2
Jupiter	Leo	4	3.980	0.76107	1.00000	4	4
Jupiter	Virgo	4	4.850	1.00000	1.00000	4	4
Jupiter	Libra	5	4.515	0.51525	1.00000	5	5
Jupiter	Scorpio	2	2.000	1.00000	1.00000	2	2
Jupiter	Sagittarius	5	4.835	0.78354	1.00000	5	5
Jupiter	Capricorn	4	4.852	0.97803	1.00000	4	5
Jupiter	Aquarius	6	5.159	0.36545	1.00000	5	6
Jupiter	Pisces	3	3.815	0.96020	1.00000	3	3
Saturn	Aries	3	3.065	1.00000	1.00000	3	3
Saturn	Taurus	6	5.632	0.64358	1.00000	6	6
Saturn	Gemini	6	6.997	1.00000	1.00000	6	6
Saturn	Cancer	5	4.685	0.56548	1.00000	5	5
Saturn	Leo	5	4.556	0.59078	1.00000	5	5
Saturn	Virgo	4	4.098	1.00000	1.00000	4	4
Saturn	Libra	2	2.000	1.00000	1.00000	2	2
Saturn	Scorpio	4	4.000	1.00000	1.00000	4	4
Saturn	Sagittarius	2	2.067	1.00000	1.00000	2	2
Saturn	Capricorn	5	4.933	0.93270	1.00000	5	5

planet	sign	Observed	Expected	Raw p	Holm global	Sample min	Sample max
Saturn	Aquarius	1	1.000	1.00000	1.00000	1	1
Saturn	Pisces	2	1.967	0.96720	1.00000	2	2

Model B: aspects

pair	aspect	Observed	Expected	Raw p	Holm global	Sample min	Sample max
Sun-Mercury	conjunction	8	9.228	0.78621	1.00000	8	8
Sun-Mercury	sextile	0	0.000	1.00000	1.00000	0	0
Sun-Mercury	square	0	0.000	1.00000	1.00000	0	0
Sun-Mercury	trine	0	0.000	1.00000	1.00000	0	0
Sun-Mercury	opposition	0	0.000	1.00000	1.00000	0	0
Sun-Venus	conjunction	5	5.095	0.75524	1.00000	5	5
Sun-Venus	sextile	0	0.000	1.00000	1.00000	0	0
Sun-Venus	square	0	0.000	1.00000	1.00000	0	0
Sun-Venus	trine	0	0.000	1.00000	1.00000	0	0
Sun-Venus	opposition	0	0.000	1.00000	1.00000	0	0
Sun-Mars	conjunction	2	2.223	0.84821	1.00000	2	2
Sun-Mars	sextile	4	3.758	0.62168	1.00000	4	4
Sun-Mars	square	4	4.173	0.73054	1.00000	4	4
Sun-Mars	trine	4	3.980	0.62558	1.00000	4	4
Sun-Mars	opposition	0	0.243	1.00000	1.00000	0	0
Sun-Jupiter	conjunction	3	1.393	0.06120	1.00000	3	3
Sun-Jupiter	sextile	6	4.705	0.30139	1.00000	6	6
Sun-Jupiter	square	5	4.059	0.37389	1.00000	5	5
Sun-Jupiter	trine	4	3.579	0.51738	1.00000	4	5
Sun-Jupiter	opposition	2	1.769	0.59108	1.00000	0	2
Sun-Saturn	conjunction	2	2.050	0.65334	1.00000	2	2
Sun-Saturn	sextile	3	3.951	0.84137	1.00000	3	3

pair	aspect	Observed	Expected	Raw p	Holm global	Sample min	Sample max
Sun-Saturn	square	2	2.696	0.84127	1.00000	1	2
Sun-Saturn	trine	2	1.698	0.56355	1.00000	2	3
Sun-Saturn	opposition	3	1.821	0.24879	1.00000	2	3
Mercury-Venus	conjunction	4	3.242	0.40069	1.00000	4	5
Mercury-Venus	sextile	7	8.521	0.88587	1.00000	7	9
Mercury-Venus	square	0	0.000	1.00000	1.00000	0	0
Mercury-Venus	trine	0	0.000	1.00000	1.00000	0	0
Mercury-Venus	opposition	0	0.000	1.00000	1.00000	0	0
Mercury-Mars	conjunction	5	5.260	0.72308	1.00000	5	6
Mercury-Mars	sextile	3	3.940	0.85584	1.00000	3	3
Mercury-Mars	square	2	4.050	0.97877	1.00000	2	3
Mercury-Mars	trine	2	1.912	0.61701	1.00000	2	2
Mercury-Mars	opposition	1	0.811	0.65018	1.00000	1	1
Mercury-Jupiter	conjunction	2	2.012	0.70074	1.00000	2	2
Mercury-Jupiter	sextile	5	5.615	0.77717	1.00000	4	6
Mercury-Jupiter	square	2	2.515	0.76891	1.00000	2	3
Mercury-Jupiter	trine	4	3.195	0.36362	1.00000	4	5
Mercury-Jupiter	opposition	2	2.404	0.75914	1.00000	2	2
Mercury-Saturn	conjunction	1	1.861	0.90567	1.00000	1	1
Mercury-Saturn	sextile	3	5.498	0.97650	1.00000	3	4
Mercury-Saturn	square	1	3.013	0.98030	1.00000	0	2
Mercury-Saturn	trine	0	1.052	1.00000	1.00000	0	0
Mercury-Saturn	opposition	5	2.501	0.06463	1.00000	4	5
Venus-Mars	conjunction	2	2.885	0.89830	1.00000	2	4

pair	aspect	Observed	Expected	Raw p	Holm global	Sample min	Sample max
Venus-Mars	sextile	5	5.792	0.80021	1.00000	5	7
Venus-Mars	square	2	1.929	0.63951	1.00000	2	2
Venus-Mars	trine	2	1.060	0.29002	1.00000	2	2
Venus-Mars	opposition	2	1.159	0.32509	1.00000	2	2
Venus-Jupiter	conjunction	1	1.479	0.86187	1.00000	1	1
Venus-Jupiter	sextile	5	5.098	0.64975	1.00000	4	6
Venus-Jupiter	square	1	3.408	0.98530	1.00000	1	2
Venus-Jupiter	trine	3	3.521	0.77777	1.00000	2	3
Venus-Jupiter	opposition	1	1.947	0.93597	1.00000	1	1
Venus-Saturn	conjunction	5	3.449	0.22553	1.00000	5	5
Venus-Saturn	sextile	3	2.950	0.63605	1.00000	3	4
Venus-Saturn	square	4	3.365	0.45315	1.00000	4	4
Venus-Saturn	trine	5	3.440	0.22933	1.00000	4	5
Venus-Saturn	opposition	0	1.005	1.00000	1.00000	0	1
Mars-Jupiter	conjunction	4	3.984	0.69081	1.00000	4	4
Mars-Jupiter	sextile	2	3.584	0.96537	1.00000	2	2
Mars-Jupiter	square	4	3.290	0.40309	1.00000	4	4
Mars-Jupiter	trine	5	5.354	0.80241	1.00000	4	5
Mars-Jupiter	opposition	0	0.804	1.00000	1.00000	0	0
Mars-Saturn	conjunction	1	0.500	0.43909	1.00000	1	1
Mars-Saturn	sextile	7	6.155	0.37505	1.00000	7	7
Mars-Saturn	square	0	0.735	1.00000	1.00000	0	0
Mars-Saturn	trine	7	6.768	0.60858	1.00000	7	7
Mars-Saturn	opposition	1	0.999	0.73251	1.00000	1	1

pair	aspect	Observed	Expected	Raw p	Holm global	Sample min	Sample max
Jupiter-Saturn	conjunction	3	3.000	1.00000	1.00000	3	3
Jupiter-Saturn	sextile	2	2.632	1.00000	1.00000	2	2
Jupiter-Saturn	square	2	3.630	1.00000	1.00000	2	2
Jupiter-Saturn	trine	1	1.490	1.00000	1.00000	1	1
Jupiter-Saturn	opposition	2	2.000	1.00000	1.00000	2	2

Figure 1 | Sun sign distribution

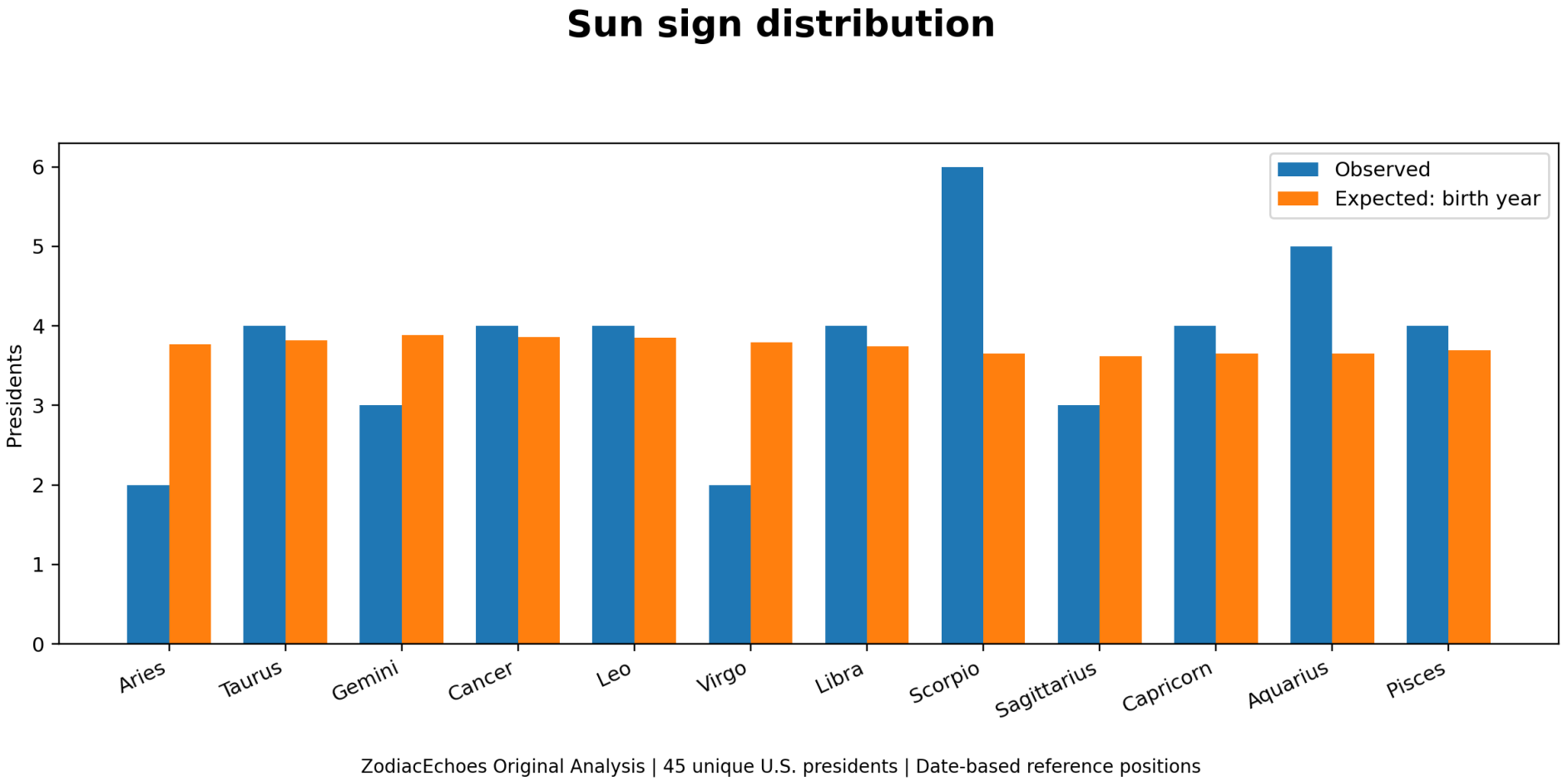

Observed Sun signs versus the birth-year model. Sun signs are fixed in the conditioned model.

Source: ZodiacEchoes research CSVs; 30,000 simulations per model. No causal or predictive inference.

Figure 2 | Planetary sign frequencies

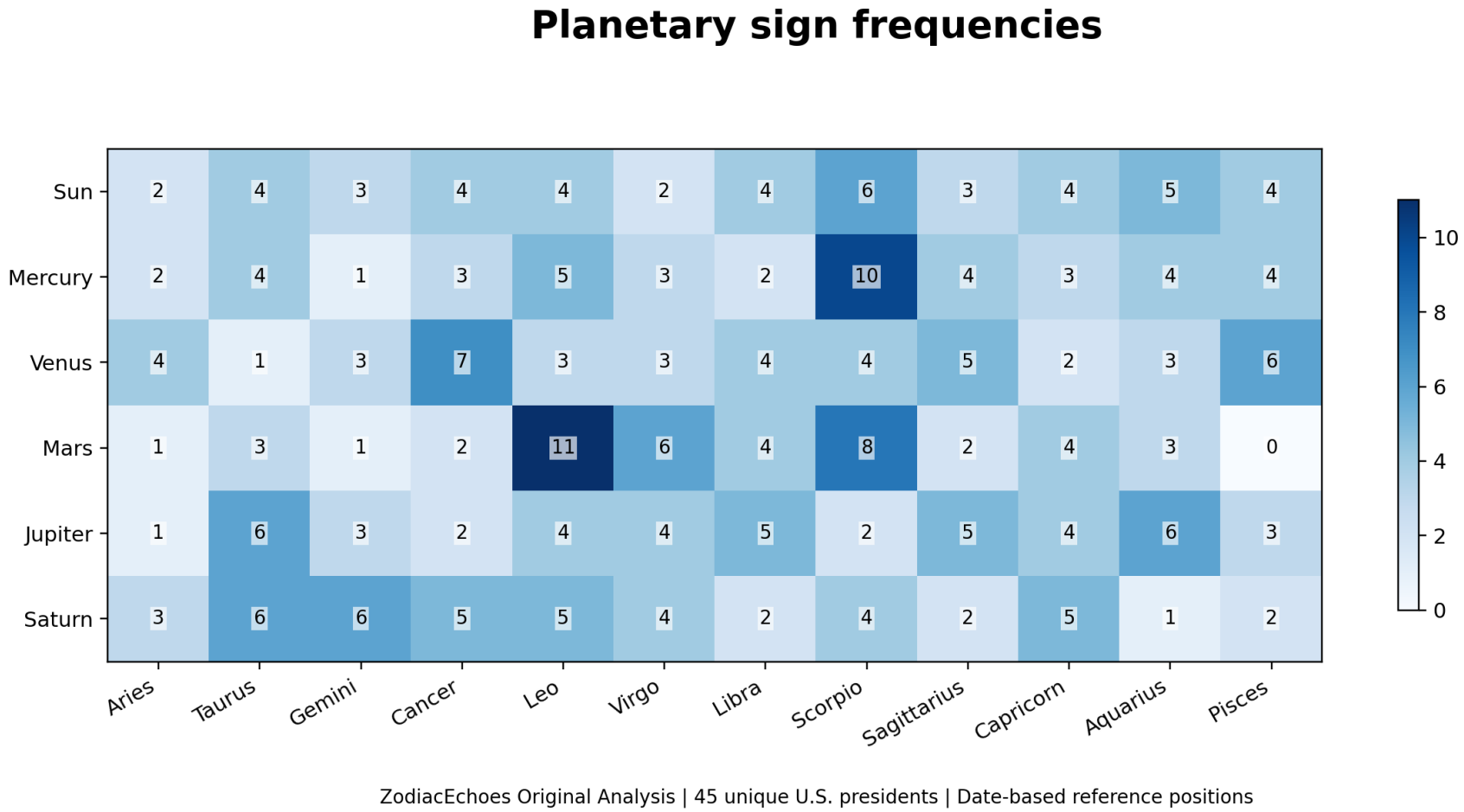

Counts at 12:00 UTC; uncertain boundary cases are retained at the reference time.

Source: ZodiacEchoes research CSVs; 30,000 simulations per model. No causal or predictive inference.

Figure 3 | Observed minus expected by sign

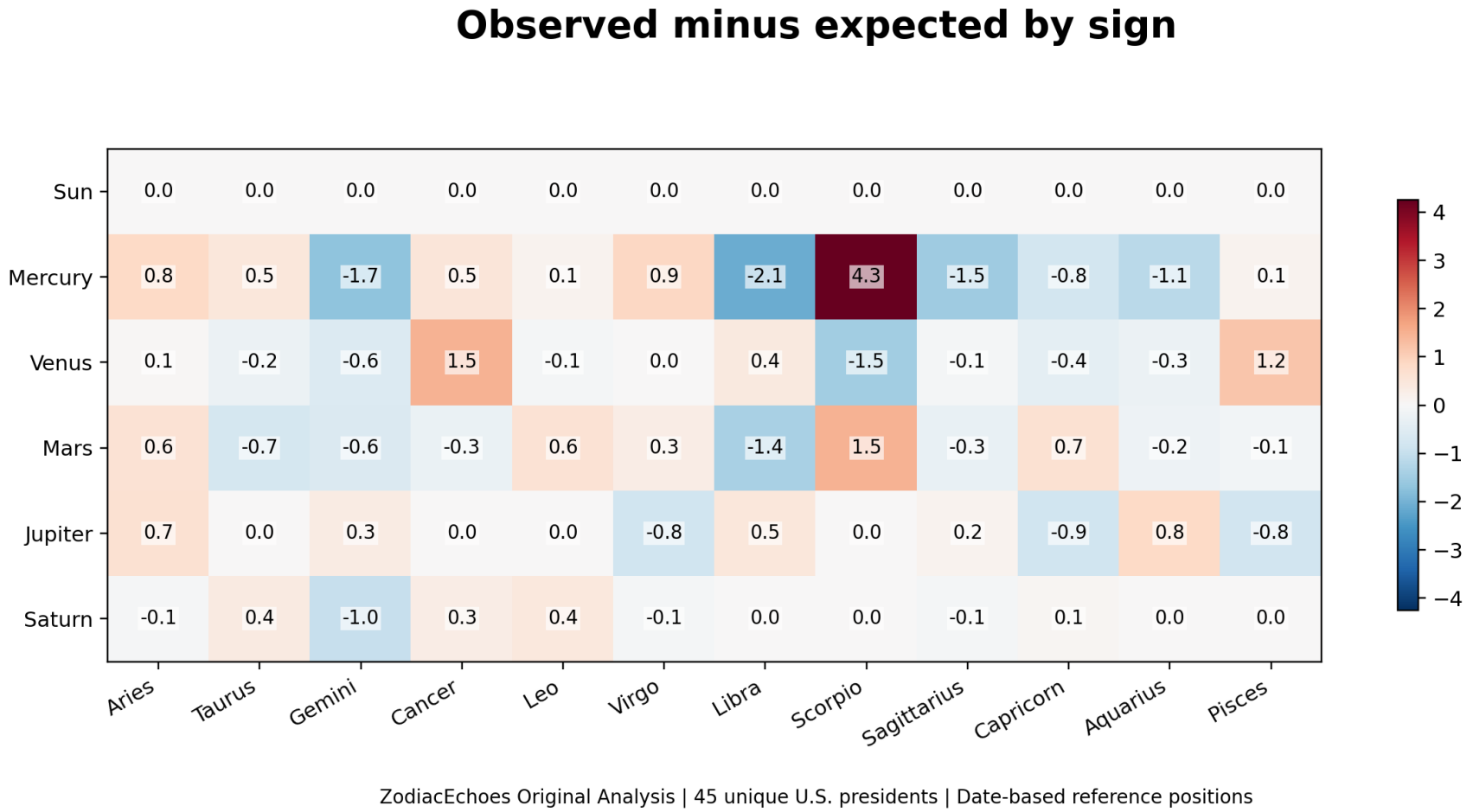

Differences from the year-and-Sun-sign model; these are descriptive residuals, not significance tests.

Source: ZodiacEchoes research CSVs; 30,000 simulations per model. No causal or predictive inference.

Figure 4 | Leading sign findings across both models

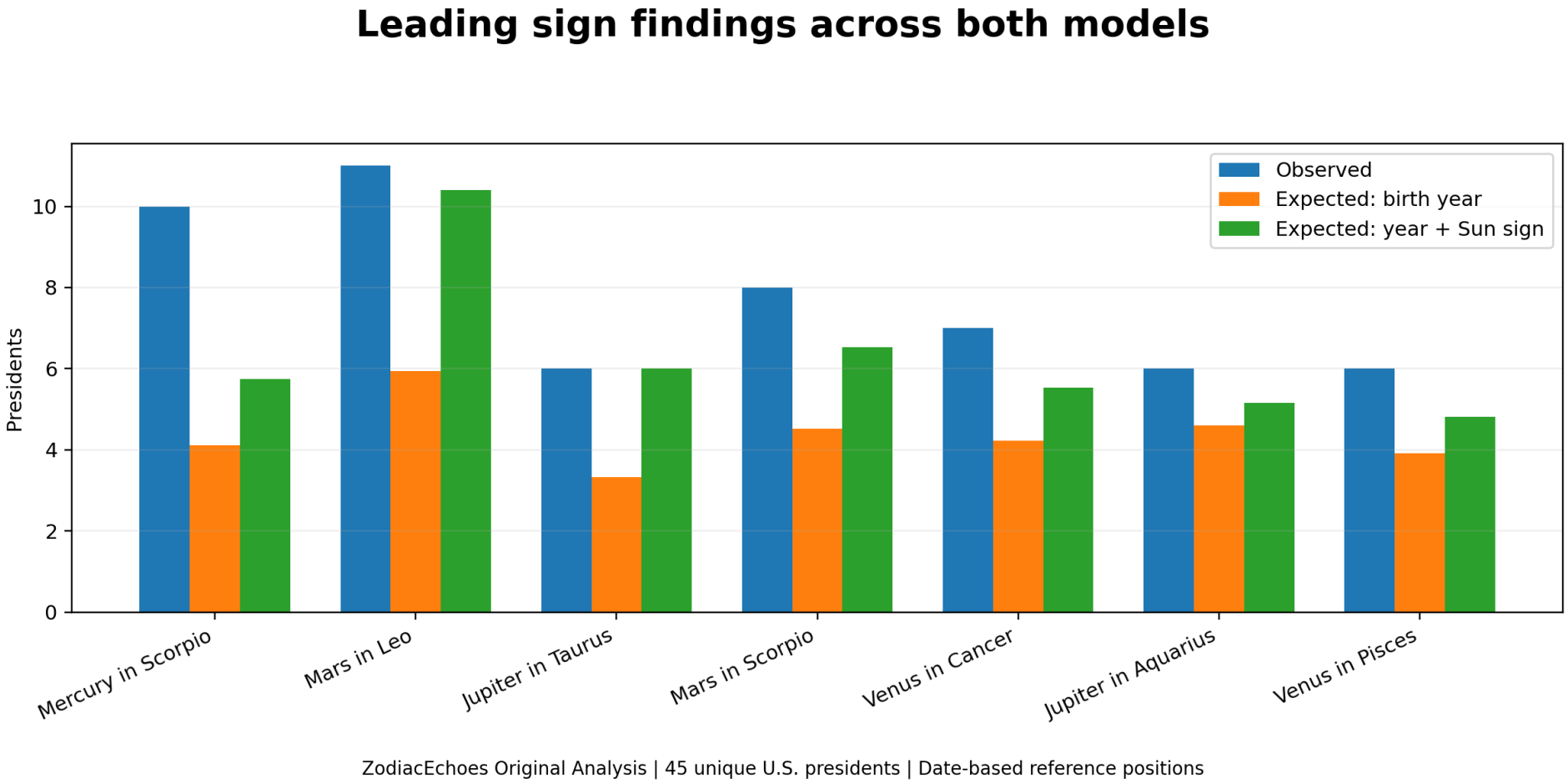

Seven non-Sun sign rows selected by smallest unadjusted birth-year p-values. Selection is exploratory.

Source: ZodiacEchoes research CSVs; 30,000 simulations per model. No causal or predictive inference.

Figure 5 | Leading aspects across both models

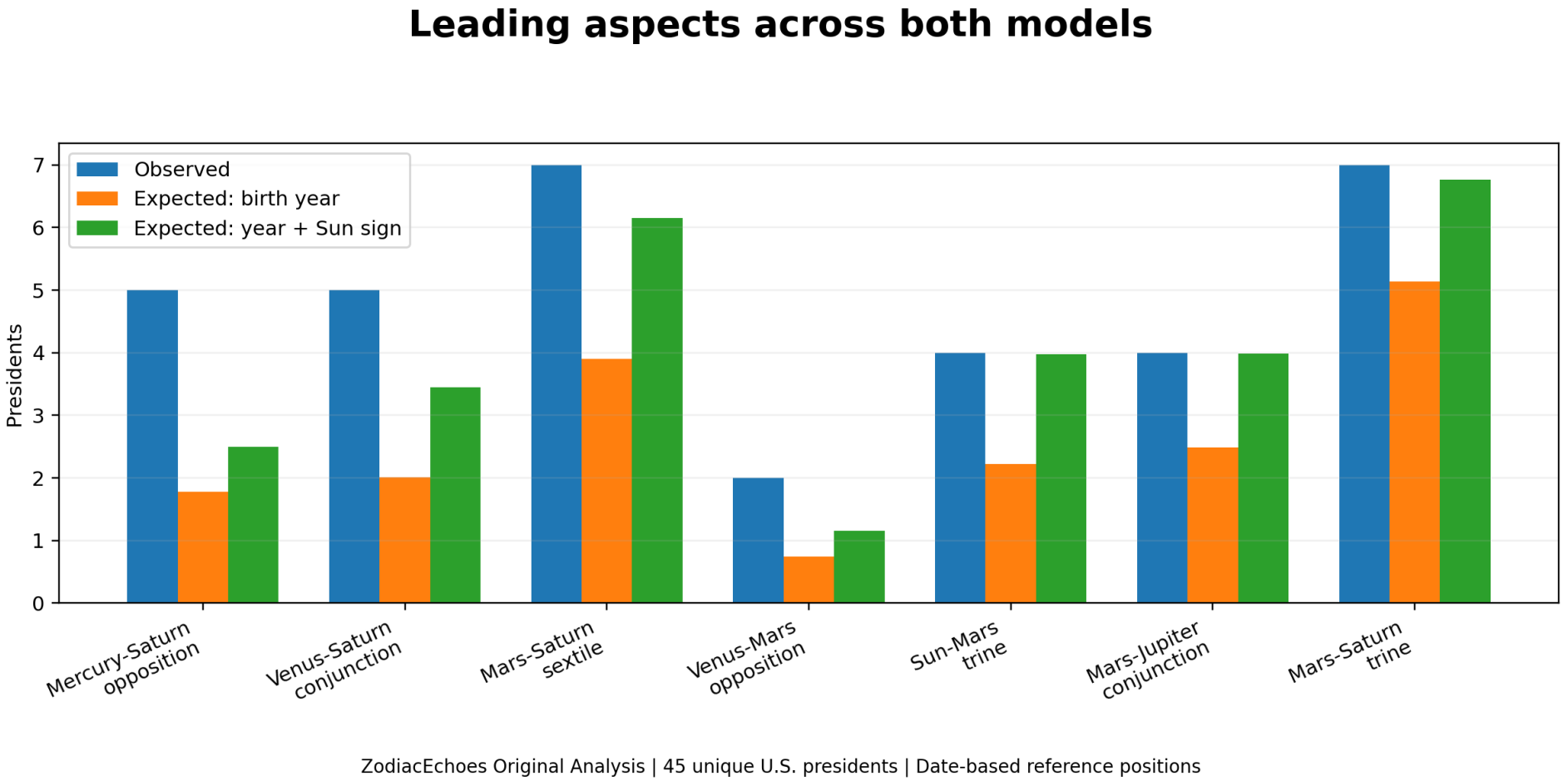

Seven aspects selected by smallest unadjusted birth-year p-values. No aspect survives global correction.

Source: ZodiacEchoes research CSVs; 30,000 simulations per model. No causal or predictive inference.

Figure 6 | All 75 aspect frequencies



Five major aspects for each of 15 planetary pairs; uniform 8-degree orb.

Source: ZodiacEchoes research CSVs; 30,000 simulations per model. No causal or predictive inference.

Figure 7 | Multiple-testing correction

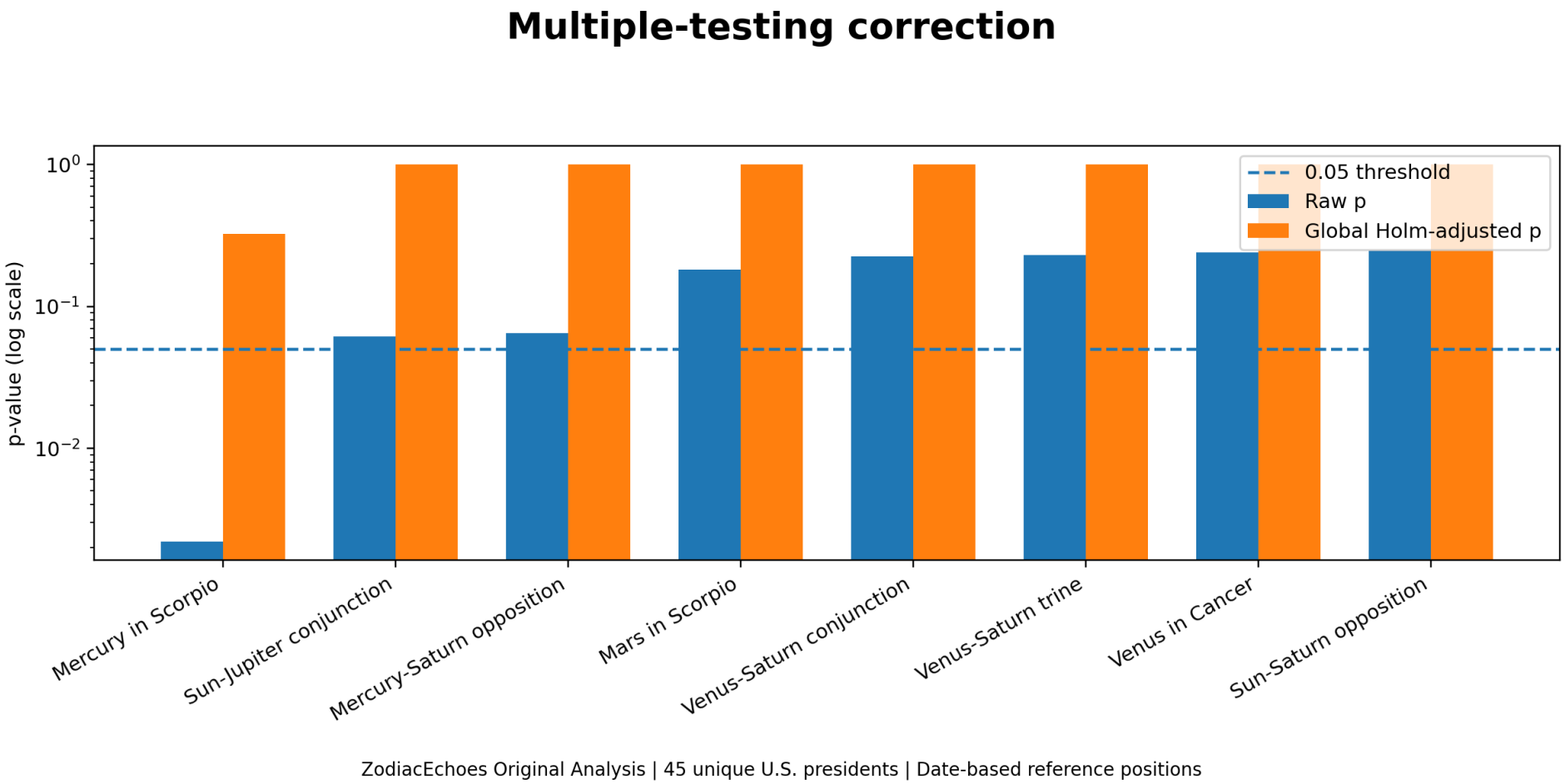

Eight smallest raw p-values in the conditioned model. No result passes the global 0.05 threshold.

Source: ZodiacEchoes research CSVs; 30,000 simulations per model. No causal or predictive inference.

Figure 8 | Sensitivity to unknown birth time

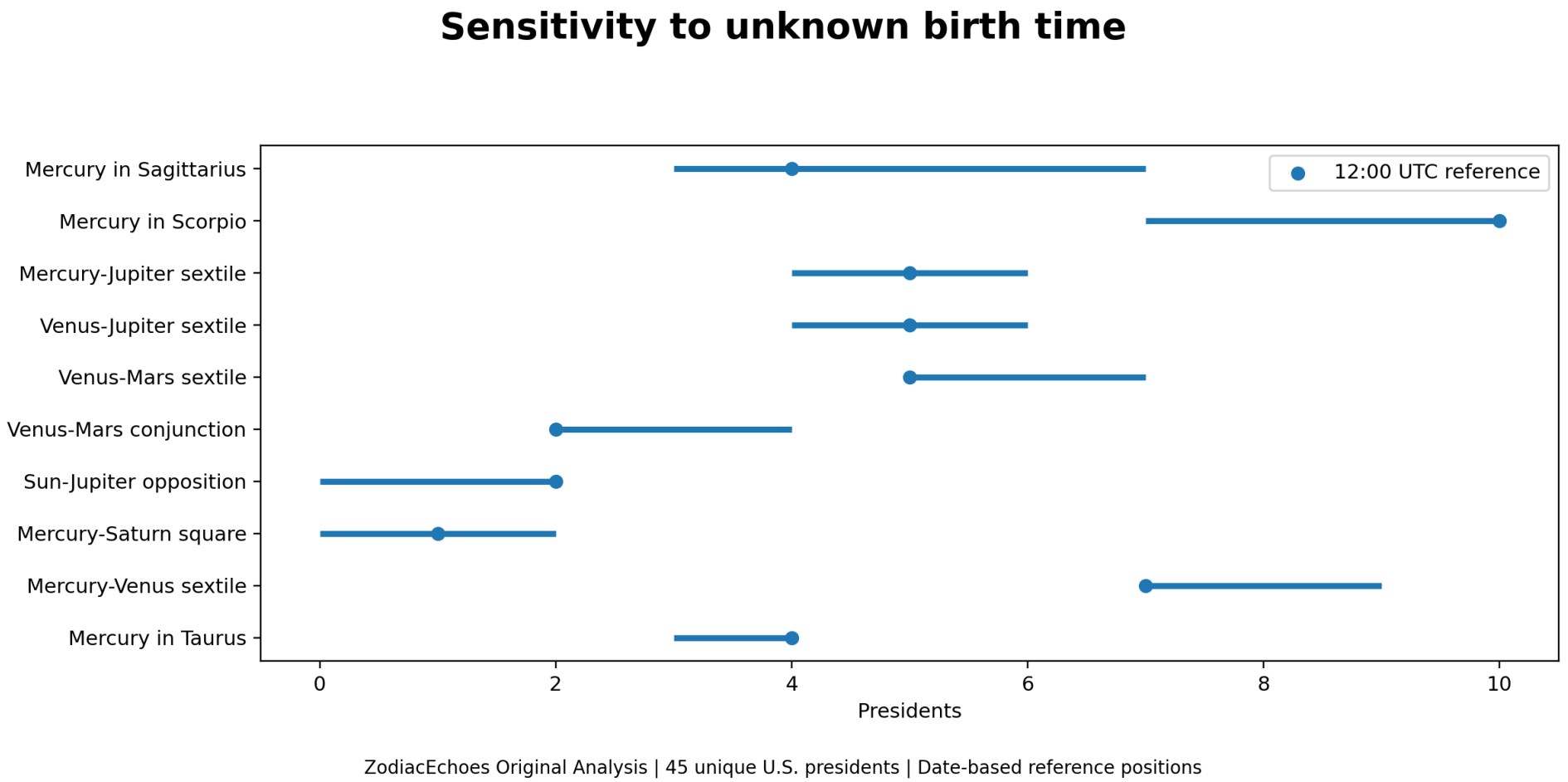

Ten rows with the widest sampled hourly count ranges. These are sampled bounds, not certified continuous extrema.

Source: ZodiacEchoes research CSVs; 30,000 simulations per model. No causal or predictive inference.